



CONTENTS

DESCRIPTION / 4

FEATURES & HIGHLIGHTS / 5

INTERFACE BREAKDOWN / 6

VIDEO TUTORIAL / 8

REQUIREMENTS & COMPATABILITY / DISCLAIMER / 10



ABSOLUTE CONTROL

The Drift HD Ghost comes WiFi enabled to communicate with compatible IOS and Android smartphones to a distance of up to 90m (295ft). Combined with the Drift App, the Drift Datalink™ system allows full remote control of your Drift HD Ghost ensuring you will always have the best angle and the perfect shot. The Drift App is available in the Apple App Store™ and is coming soon to Google Play™. Search for **Drift App**.

For the latest information please visit www.driftinnovation.com/driftapp

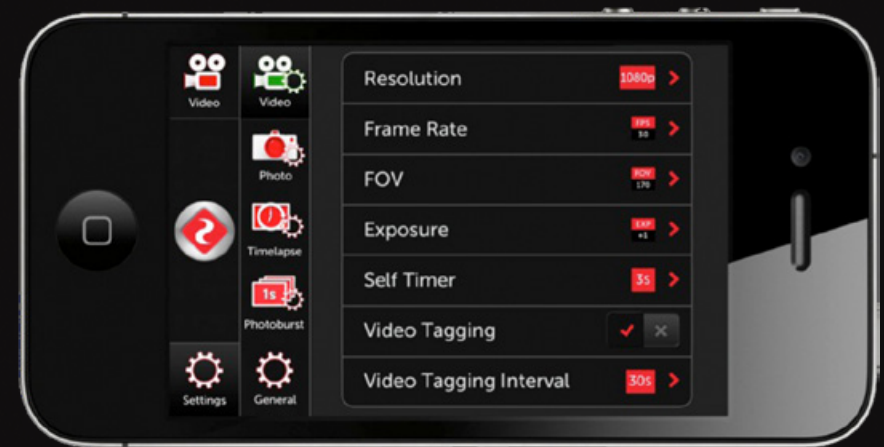


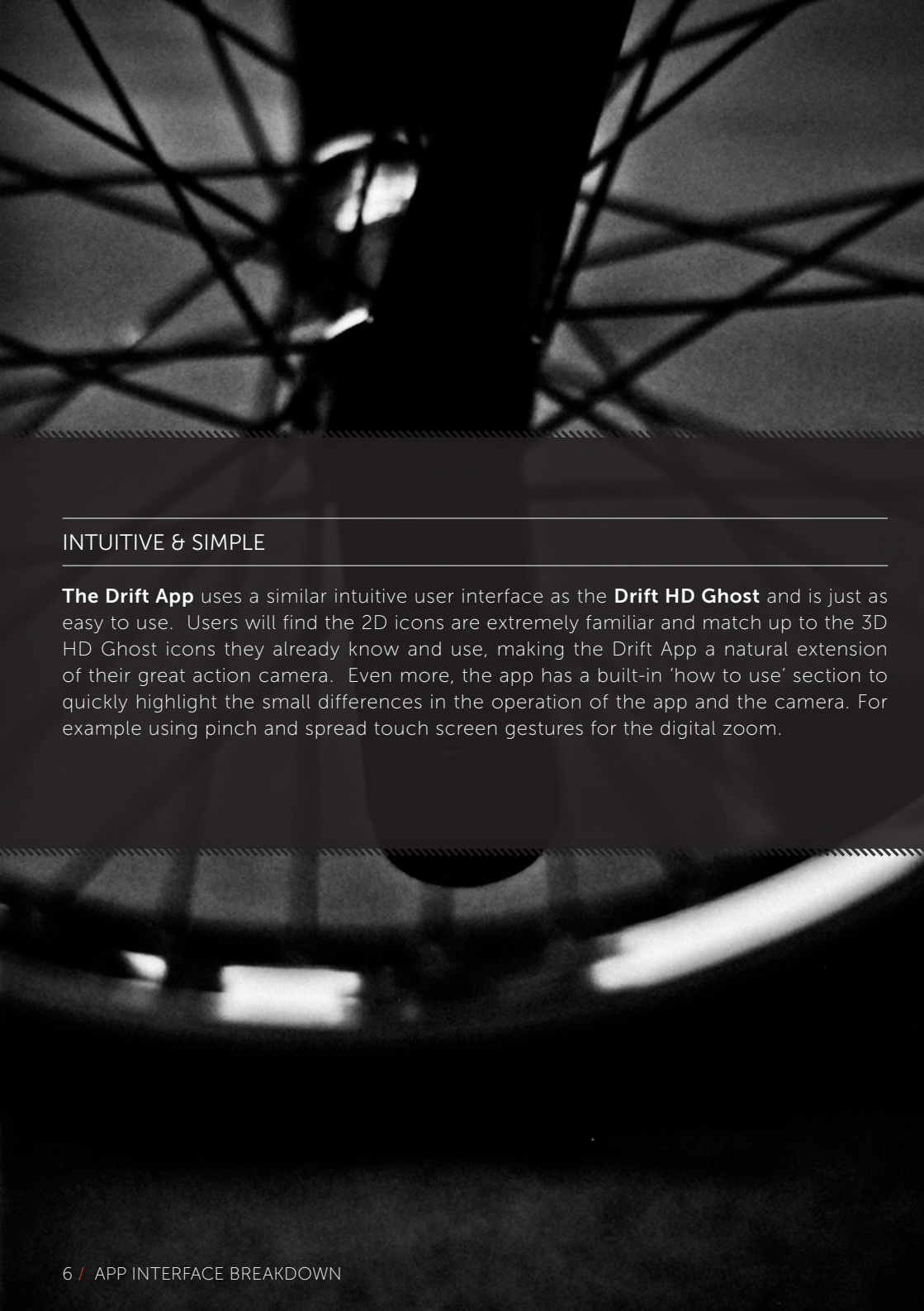
UNIQUE FEATURES

- >> Low latency preview enables extremely fast shot framing and setup
- >> Preview and download videos and photos directly to your phone for sharing on your favourite social media sites
- >> Filters media type for playback in gallery
- >> Intuitive design, easy to use interface

HIGHLIGHTS

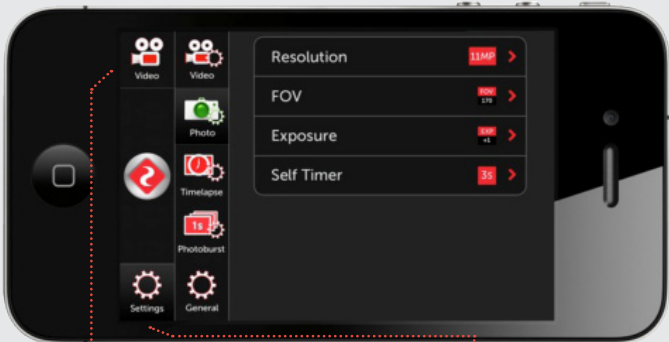
- >> Gives you full remote control of the Drift HD Ghost to record, take photos and change settings
- >> Setup and playback shots with the view screen
- >> Monitor your cameras battery life and SD card level
- >> Wireless connection of up to 90m (295ft)
- >> Completely free to download





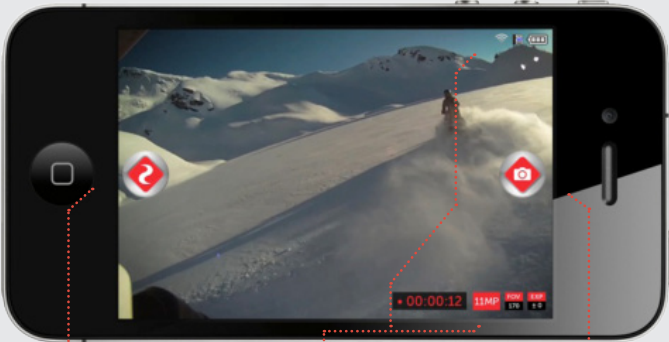
INTUITIVE & SIMPLE

The **Drift App** uses a similar intuitive user interface as the **Drift HD Ghost** and is just as easy to use. Users will find the 2D icons are extremely familiar and match up to the 3D HD Ghost icons they already know and use, making the Drift App a natural extension of their great action camera. Even more, the app has a built-in 'how to use' section to quickly highlight the small differences in the operation of the app and the camera. For example using pinch and spread touch screen gestures for the digital zoom.



MODE SELECTION
VIDEO / PHOTO / TIMELAPSE /
PHOTOBURST / MORE

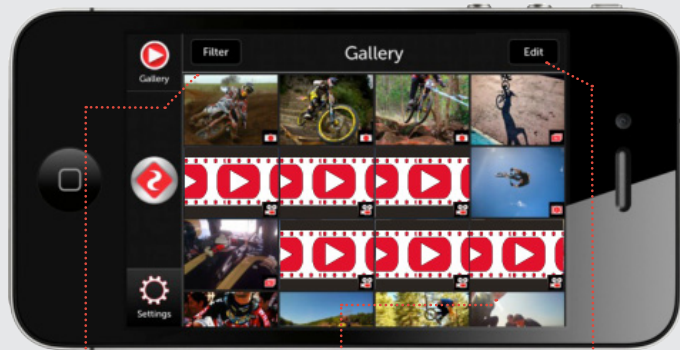
MODE SETTINGS
CONTROL, ADJUST AND SET WITH THE
EASY-TO-USE SETTINGS FOR ANY MODE,
OR GENERAL CAMERA SETTINGS.



ACTION BUTTON
START/STOP RECORDING

ON-SCREEN ICONS
Wi-Fi SIGNAL / MEMORY STATUS / CAMERA
BATTERY / MODE ICONS

SECONDARY ACTION BUTTON
CAPTURE A PHOTOGRAPH WHILE SIMULTANEOUSLY
RECORDING A VIDEO OR USE VIDEO TAGGING



FILTER
USING THE FILTER YOU CAN EDIT
WHAT YOU WANT TO BE DISPLAYED

GALLERY ICONS
EASILY NAVIGATE THROUGH PHOTOS
AND VIDEOS

EDIT
SELECT WHAT YOU WANT TO KEEP AND
DELETE REMOTELY

VIDEO TUTORIAL

The tutorial video aims to introduce users to Drift Datalink and guide them through the options and features available when using the app with the Drift HD Ghost.

VIDEO CONTENTS:

- Where to download
- Turning on the camera's Wi-Fi
- Connecting the Drift HD Ghost to a compatible device
- Main features of the App
- Touch Movements (zoom, locking & selecting)
- Navigating the interface
- Change recording modes
- Change mode settings
- Recording and using the gallery
- Downloading to mobile device



<http://www.driftnnovation.com/driftapp>

REQUIREMENTS & COMPATIBILITY

The Drift App works only with Drift HD Ghost and is not compatible with older Drift cameras.

For Apple iOS:

- iPhone 4, 4S & 5 (iOS 4.3, 5 & 6)
- iPod Touch 4 (iOS 4.3, 5 & 6)
- iPad 1, 2 & 3 (iOS 4.3, 5 & 6)

Coming soon to Android. (Beginning of 2013)

DISCLAIMER

- The Drift App **WILL NOT WORK** until the user has updated to the latest Drift HD Ghost Firmware Version (1.1.4.0 or newer)

This can be found at:

<http://driftinnovation.com/support/firmware-update/>

- For optimal stability deactivate the 2-way Remote Control from the Drift HD Ghost settings menu.
- While using the app video mode is restricted to 25/30 FPS in any resolution.